

SARGENT®

ASSA ABLOY

10 Line

Cylindrical Lever Locks



Table of Contents

10 Line Cylindrical Lever Locks



Features, Benefits & Applications 1
 Lever & Rose Designs..... 2
 Functions 3-4
 Electromechanical Functions & Accessories..... 5
 Strikes & Finishes..... 6
 Mechanical & Cylinder Options..... 7-8
 How to Order, Packaging, Architectural Specifications 9
 Windstorm Certifications: UL Certifications & Florida Building Codes.....10-11

Specifications

For Doors	1-3/4" (44mm) thick door adjusts to 2" (51mm) standard 1-3/8" (35mm) thick door, 1- Option for Adapter plates
Backsets	2-3/4" (70mm) backset w/ 1-1/8" front (standard) 2-3/8" (60mm) backset w/ 1" wide front (specify 20-) 3-3/4" (95mm) backset w/ 1-1/8" front (specify 23-) 5" (127mm) backset w/ 1-1/8" Front (specify 25-)
Cylindrical Housing	Steel, zinc dichromate finish
Front	Wrought brass, bronze and stainless steel 2-1/4" (57mm) x 1-1/8" (29mm) Fixed Bevel 2-1/4" (57mm) x 1" (25mm) (included with 20-)
Strike	Wrought brass, bronze and stainless steel 800 curved lip strike – standard 808 curved lip ANSI strike (28- option) Wrought box strike available (WBS- option)
Hand	All 10 Line Locks are non-handed except for the G & Y Levers
Roses	Heavy wrought brass and bronze
Latch	Stainless steel 1/2" (13mm) throw Brass 3/4" (19mm) throw for pairs of doors (41- option)
Cylinder	Brass, 6 pin, LA keyway standard
Keys	Two, nickel silver
Masterkeying	Can be master keyed or grand master keyed Construction key systems available
Finishes	03, 04, 09, 10, 10B, 10BL, 14, 15, 20D, 26, 26D
Options	For detailed information see "Options"
Door Prep	161 Door Prep Modified 160 Door Prep Modified (specify 20-)
Minimum Stile	4-1/2" (114mm)

Certification Compliance

ANSI/BHMA	Certified ANSI A156.2 Series 4000 - Grade 1
UL	UL listed to U.S.A. and Canadian safety standards Listed for 3 hour doors (double doors require 41 - option)
Positive Pressure	Meets UL 10C and UBC 7-2 (1997)
ADA	All levers conform to ADA requirement for barrier-free accessibility
California Code	Levers (L, J & P) conform to California Administrative Code Title 19 and 24
Hurricane Code	All individual components of a total door opening are required to comply with each code. Refer to the SARGENT Website (www.sargentlock.com) for specific code compliance listings for both the lock hardware and other door components.

Any retrofit or other field modification to a fire rated opening can potentially impact the fire rating of the opening, and Sargent Manufacturing Company makes no representations or warranties concerning what such impact may be in any specific situation. When retrofitting any portion of an existing fire rated opening, or specifying and installing a new fire-rated opening, please consult with a code specialist or local code official (Authority Having Jurisdiction) to ensure compliance with all applicable codes and ratings.

On The Cover

- 10G05 X GL
- 1-800-727-5477 • www.sargentlock.com**

Hardwiring Made Easy®



As part of their promise to provide innovative, fast and effective high security solutions to their customers, ASSA ABLOY Group companies offer ElectroLynx®, a universal quick-connect system that simplifies the electrification of the door opening.

ElectroLynx® is a registered trademark of ASSA ABLOY Inc.



MicroShield®

As part of their promise to provide innovative solutions to their customers, certain ASSA ABLOY Group brands offer the MicroShield® technology, a silver-based antimicrobial coating designed to inhibit the growth of bacteria. MicroShield® is a registered trademark of Yale Security Inc., an ASSA ABLOY Group company.

MicroShield® Coating

- Revolutionary finish coating available on all SARGENT product lines, utilizes a silver-based antimicrobial compound from Agion Technologies
- As an integral part of the finish coating, MicroShield lasts for the life of the hardware
- MicroShield coating permanently suppresses the growth of bacteria, algae, fungus, mold and mildew. It is effective against a broad spectrum of bacteria.
- Non-toxic and completely safe. The Agion antimicrobial compound is EPA and NSF approved and FDA listed for use in medical and food preparation equipment.
- Applications: Anywhere there is need for a clean environment (hospitals, laboratories, schools, medical centers, daycare, food processing etc.)



Agion has achieved:



Agion's silver antimicrobial has been certified for its material content, recyclability, and manufacturing characteristics. Cradle To Cradle Certified^{CM} products meet established standards for human health, environmental health and recyclability.

Cradle To Cradle Certified^{CM} is a certification mark of MBDC.

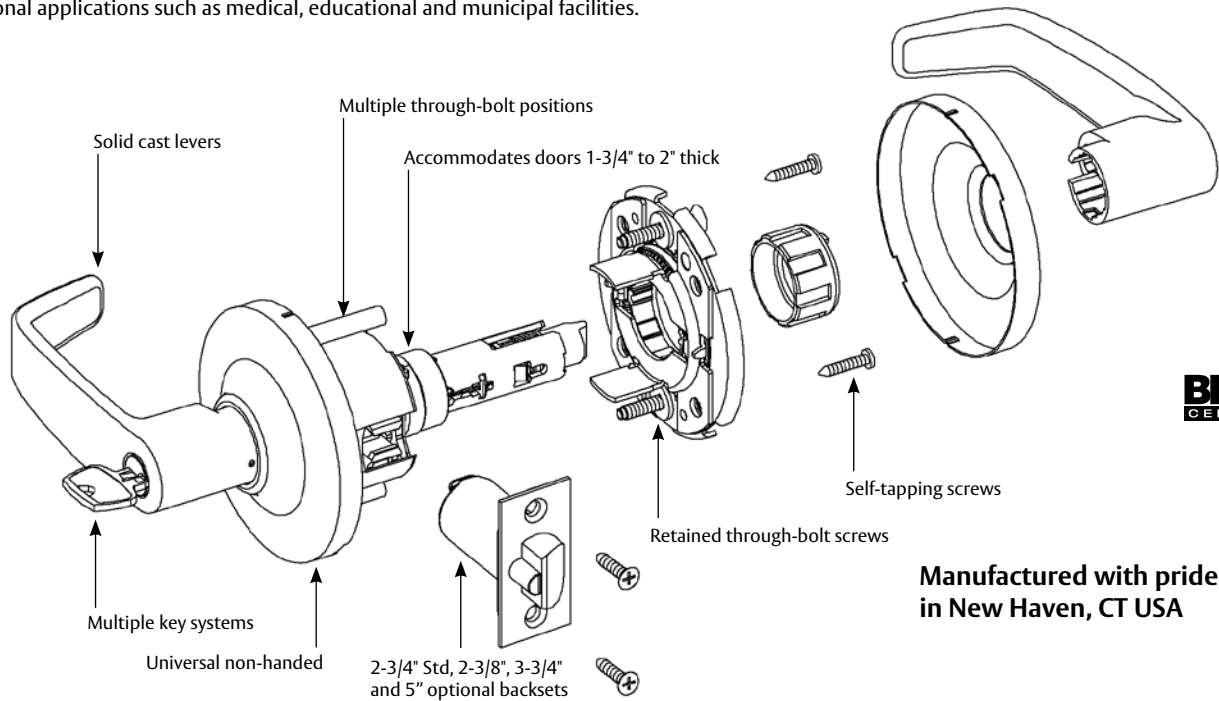
Features & Benefits

10 Line Cylindrical Lever Locks

SARGENT®
ASSA ABLOY

Features & Benefits

A heavy duty cylindrical key-in-lever lock designed to exceed the requirements of ANSI 156.2 Series 4000 Grade 1. The 10 Line is the standard for institutional applications such as medical, educational and municipal facilities.



**Manufactured with pride
in New Haven, CT USA**

Strength, Durability and Security

- Cycle Test: Exceeds 5 times A156.2 Grade 1 requirements
- Abusive Locked Lever Torque- without entry gained: Exceeds 1.5 times A156.2 Grade 1 requirements
- **7 YEAR LIMITED WARRANTY** – no service required to maintain warranty

Convenience

- Installs in 1 minute or less
- Quickly adapts to fit multiple through-bolt positions
- User friendly packaging
- User friendly instruction sheets
- Convenient installation diagram on box

Design

- Solid feel and precise lever action
- Slim rose design available
- Decorative Levers — Coastal Series designs – Gulfport and Yarmouth
- Levers are solid one piece cast construction, except “J” lever

Flexibility

- Fits a variety of door preparations with adaptable through-bolt positioning
- Accommodates retrofit applications with optional 2-3/8", 3-3/4" and 5" backset latches
- 6 ADA lever styles to complement a wide array of design applications
- Levers (B, L, J & P) are non-handed for efficient warehousing and for ease of installation
- 11 Architectural grade finishes
- 21 Functions
- SARGENT uses engineered solutions and flexible manufacturing processes to accommodate special applications

Security

- Torx® and spanner screws optional
- Classroom security and multiple locking functions available
- Vandal resistant trim optional (FW- option)
- Security key systems available (Signature, Keso, BR-XC, XC)

Applications

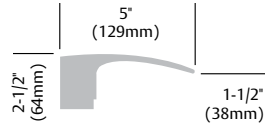
- Designed to conform to national & state fire and handicapped requirements
- Grade 1 Lock
- Heavy duty commercial and institutional interior and exterior doors
- Offices
- Schools/Universities
- Hospitals
- Manufacturing facilities

Lever & Rose Designs

10 Line Cylindrical Lever Locks

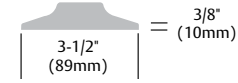
B Lever Design

- Lever: B-Solid Cast



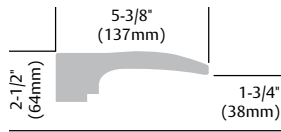
G Rose Design

- Rose G - Heavy Wrought



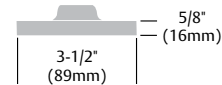
Y Lever Design - Coastal Design - Yarmouth

- Lever: Y-Solid Cast
- Handed



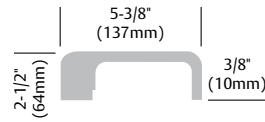
L Rose Design

- Rose L - Heavy Wrought



J Lever Design

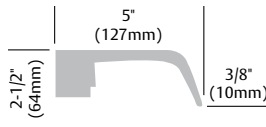
- Lever: J-Wrought



J lever – not available with Freewheeling or Interchangeable Core

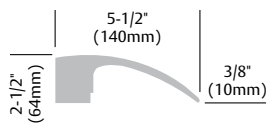
L Lever Design

- Lever: L-Solid Cast



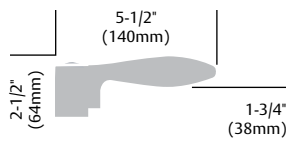
P Lever Design

- Lever: P-Solid Cast



G Lever Design - Coastal Design - Gulfport

- Lever: G-Solid Cast
- Handed



NOTE: Any rose or lever on this page can be combined to suit individual taste.

NOTE: All lever height measurements represent total distance from door face.

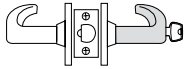
Functions

10 Line Cylindrical Lever Locks

Single Cylinder Functions

04 Storeroom or Closet

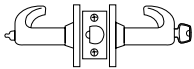
10G04



- Deadlocking latch
- Latch by lever inside or key outside
- Outside lever rigid at all times
- ANSI F86

05 Entrance or Office

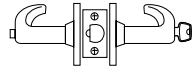
10G05



- Deadlocking latch
- Latch by either lever unless outside lever is locked by push/turn button in inside lever
- Push button released by key outside or lever inside
- Turn button must be released manually
- Key retracts latch when outside lever is locked
- ANSI F109

24 Entrance or Office

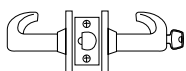
10G24



- Deadlocking latch
- Latch by either lever unless outside lever is locked by push button in inside lever
- Push button released by key or turning inside lever
- Closing door does not unlock outside lever or release button
- Key in outside lever retracts latch when outside lever is locked and releases inside push button
- ANSI F82

37 Classroom

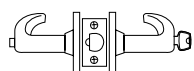
10G37



- Deadlocking latch
- Latch by either lever unless outside lever is locked by key
- Key in outside lever locks or unlocks outside lever and retracts latch
- Inside lever always operative
- ANSI F84

44 Service Station

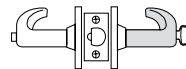
10G44



- Deadlocking latch
- Latch by either lever unless outside lever is locked by push button in inside lever
- Key retracts latch when outside lever is locked
- Push button released by turning inside lever, closing door, or by key in outside lever unless push button is fixed in locked position by turning coin slot in inside lever
- Slotted inside button must be manually released
- ANSI F92

50 Hotel, Dormitory or Apartment

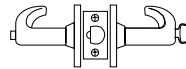
10G50



- Deadlocking latch
- Latch by key outside and lever inside
- Outside lever always rigid
- Depressing push button when door is closed shuts out all keys except emergency key and projects visual occupancy indicator in cylinder face
- Push button released by turning inside lever automatically reactivating all keys and retracting visual occupancy indicator
- Lock out key fixes push button in locked position, shutting out all keys except emergency
- Push button fixed by lockout key must be released manually
- Lock out key provided
- See option page for restrictions to 50 function
- ANSI F93

54 Corridor, Dormitory

10G54



- Deadlocking latch
- Latch by either lever unless outside lever is locked by push button inside or key outside
- Rotating inside lever or closing door releases inside button only, but does not unlock the outside lever if locked by key
- Key outside locks or unlocks outside lever and also retracts latchbolt when locked
- ANSI F90

Freewheeling Locked Lever Option

- Available on all locking functions except 10G70 and 10G71
- Provides protection from vandalism and added security
- Stops in the rose prevent the lever from traveling beyond 60° in either direction
- Not available in "J" Lever Design and some options

Note: Shaded lever indicates it is rigid at all times.

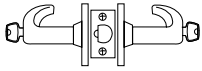
Functions

10 Line Cylindrical Lever Locks

Double Cylinder Functions

16 Classroom Security, Apartment, Exit, Privacy

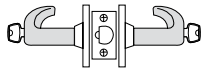
10G16



- Deadlocking latch
- Latch by either lever unless outside lever is locked by key in inside lever
- Key in outside lever retracts latch when outside lever is locked
- Inside lever always operative
- ANSI F88

17 Utility, Asylum or Institutional

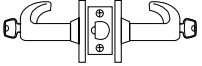
10G17



- Deadlocking latch
- Both levers rigid at all times
- Latch by key either side
- Use only on rooms with more than one exit
- ANSI F87

26 Store or Storeroom

10G26

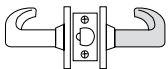


- Deadlocking latch
- Latch by either lever
- Key in either lever locks or unlocks both levers
- ANSI F91

Non-Cylinder Functions

13 Exit

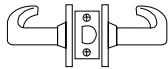
10G13



- Deadlocking latch
- Latch by inside lever
- Outside lever rigid at all times
- ANSI F89

15 Passage

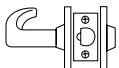
10U15



- Latch by either lever
- ANSI F75

15-3 Exit or Communicating

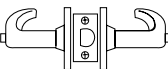
10G15-3



- Deadlocking latch
- Blank rose outside
- Latch by lever inside
- Minimum clearance of 1-1/8" on single doors and 2-1/4" between double doors

65 Privacy/Bathroom

10U65

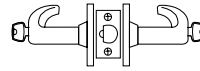


- Latch by either lever unless outside lever is locked by push button in inside lever
- Turning inside lever or closing door releases button
- Emergency button in outside lever unlocks, with use of a blade screwdriver in outside lever and releases inside button
- ANSI F76

Note: Shaded lever indicates it is rigid at all times.

30 Communicating

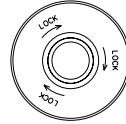
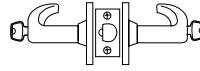
10G30



- Deadlocking latch
- Latch by either lever
- Key in either lever locks or unlocks its own lever only
- Use only on rooms with more than one exit
- ANSI F80

38 Classroom Security

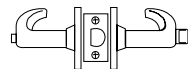
10G38



- Deadlocking latch
- Latch by either lever unless outside lever is locked by key
- Key in either lever locks or unlocks outside lever
- Inside lever always operable
- Locked indication on inside rose standard with this function

68 Hospital Privacy

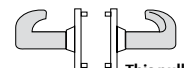
10U68



- Latch by either lever unless outside lever is locked by push button in inside lever
- Turning inside lever or closing door releases button
- Rotating thumbturn in outside lever unlocks the outside lever and releases the inside button
- Not available in the "J" lever design

93 Single & 94 Double Lever Pulls

10U93/10U94

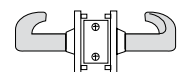


This pull only for 93

- For wood or custom hollow metal doors
- Lever and rose both sides joined by two through-bolts
- Requires special door preparation – see template

94-2 Double Lever Pull

10U94-2



- For wood or custom hollow metal doors
- Lever and rose both sides joined by two through-bolts
- Dummy latch plate
- Uses standard door prep template

Freewheeling Locked Lever Option

- Available on all locking functions except 10G70 and 10G71
- Provides protection from vandalism and added security
- Stops in the rose prevent the lever from traveling beyond 60° in either direction
- Not available in "J" Lever Design and some options

Electromechanical Functions & Accessories

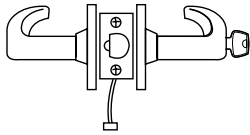
10 Line Cylindrical Lever Locks

SARGENT®

ASSA ABLOY

70 Electromechanical (Fail Safe) 71 Electromechanical (Fail Secure)

10G70



- 10G70: Power off, unlocks outside lever
- 10G71: Power off, locks outside lever
- Deadlocking latch
- Key retracts latch
- Inside lever always allows egress
- Voltage requirements: 12VDC or 24VDC Regulated; always specify voltage
- 250mA at 24VDC or 500mA at 12VDC
- Provided with ElectroLynx® 8-Pin Connector

RX- Monitoring of Inside Lever

- Patent Pending design
- Non-Contact Switch
- Bidirectional lever rotation
- Non-handed design
- Internal switch offers N/O & N/C
- Modular wire harness with ElectroLynx® 8-pin connector
- Available functions: 04, 05, 15, 37, 70 & 71

Requirements for Electrical and Data Transfer

To answer the demand for “smart” electronic access control and locking solutions that require fast, easy, and cost-effective installation, ASSA ABLOY Group brands use the ElectroLynx® standardized plug-in connectors and color-coded wiring system.

With ElectroLynx, doorway components come pre-wired for easy hookup to the power source. Key to the system is the transfer device hinge that carries power from the frame to the locking hardware.

Features of ElectroLynx®:

- Makes it easy to bring power to the locking hardware
- Wires have connectors that snap together, like plugging a telephone into a jack

To connect 10 Line Electrified Lock to the electronic access control system, the following items are required:

- 10 Line Electrified Lock
- ASSA ABLOY Door Group pre-wired door, or ElectroLynx® retrofit cable (order from MCKINNEY)
- Electronic transfer device (ElectroLynx® electronic transfer hinge or Electrical Power Transfer with standard hinge, from MCKINNEY)
- ElectroLynx® cable from the hinge to above the ceiling (order from MCKINNEY)

Information regarding cable selection, hinge requirements and order strings can be found in the MCKINNEY Transfer Device Solutions catalog. Consult 800-810-WIRE (9473) with questions on application specifications and requirements.

MCKINNEY QC8 ElectroLynx® hinge are recommended for Electrified 10 Line Applications



12VDC & 24VDC Power Supplies:



- UL Class 2 Listed
- Four 12V models and four 24V models available
- Integral battery charging capability keeps sealed lead acid gel/cell at full charge in case of line voltage failure (737-battery sold separately)
- Fused line voltage input with one, four, or eight DC outputs (depending on model)
- Each circuit can be individually turned on and off via a slide switch; the power status of each is shown by an LED.
- In the event of a DC short the problem is confined to the zone of difficulty
- Fire alarm interface standard

SARGENT MODEL No.	DESCRIPTION
3521	12V - 1 AMP POWER SUPPLY
3541	12V - 3 AMP POWER SUPPLY
3551	12V - 4.5 AMP POWER SUPPLY
3571	12V - 6 AMP POWER SUPPLY
737	12V - 5 AMP HOUR BACKUP BATTERY

SARGENT MODEL No.	DESCRIPTION
3520	24V - 1 AMP POWER SUPPLY
3540	24V - 2 AMP POWER SUPPLY
3550	24V - 4 AMP POWER SUPPLY
3570	24V - 6 AMP POWER SUPPLY
738	24V - 5 AMP HOUR BACKUP BATTERY

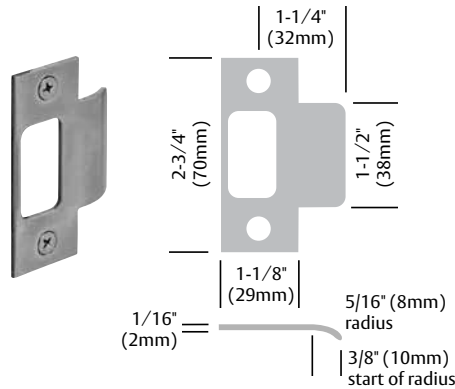
Strikes & Finishes

10 Line Cylindrical Lever Locks

Strikes

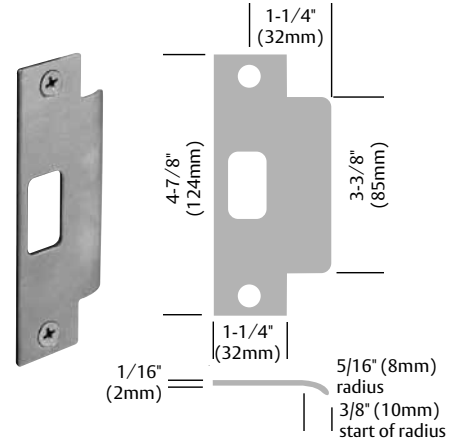
- Finishes: 03, 04, 09, 10, 10B, 10BL, 14, 15, 20D, 32D

2-3/4" Curved Lip Strike – Standard



- Furnished standard with 1-1/4" (32mm) curved lip from center of strike screw holes to end of lip
- Lip lengths 7/8" (22mm), 1" (25mm), 1-1/4" (32mm) standard, 1-1/2" (38mm), 1-3/4" (44mm) and 2" (51mm)
- To order strike separately, specify 800 strike x finish x lip length

4-7/8" Curved Lip Strike: (28-Option)



- Conforms to ANSI standard
- Furnished standard with curved lip 1-1/4" (32mm) from center of strike screw holes to end of lip
- Lip lengths 7/8" (22mm), 1-1/8" (29mm), 1-1/4" (32mm), 1-3/8" (35mm), 1-5/8" (42mm), 1-7/8" (48mm), 2-1/8" (54mm), 2-3/8" (60mm), 2-5/8" (66mm), 2-7/8" (73mm)
- To order strike separately, specify 808 strike x finish x lip length

Finishes

Finish	Descriptions	ANSI/BHMA
03	Polished brass, clear coated	605
04	Satin brass, clear coated	606
09	Polished bronze, clear coated	611
10	Satin bronze, clear coated	612
10B	Oxidized bronze, oil rubbed	613
10BL	Oxidized satin, bronze, clear coated	614
14	Polished nickel, clear coated	618
15	Satin nickel, clear coated	619
20D	Statuary dark bronze, clear coated	624
26	Polished chrome	625
26D	Satin chrome	626
SG- Option	MicroShield® available on all finishes except 10B (613)	

Zinc levers are plated to match BHMA finish.
Split finishes available. Specify outside finish first.
Custom colors available, consult factory.

Copyright © 2004-2009, 2011, Sargent Manufacturing Company, an ASSA ABLOY Group company. All rights reserved. Reproduction in whole or in part without the express written permission of Sargent Manufacturing Company is prohibited.

Mechanical & Cylinder Options

10 Line Cylindrical Lever Locks

Mechanical Options:

Thin Doors	1-	Adapter plates for 1-3/8" thick doors
Backset Options	20-	2-3/8" Backset Latch with 1" Front
	23-	3-3/4" Backset x 2-1/4" x 1-1/8" Front
	25-	5" Backset x 2-1/4" x 1-1/8" Front
Strike	28-	Strike #808. Lip length 1-1/4". Lip lengths 1-5/8" to 2-7/8" in 1/4" increments only
Security Fasteners	36-	Six lobe security head screws
	37-	Spanner head screws
3/4" Throw	41-	3/4" Throw latchbolt x 2-3/4" backset
Lead Lined	74-	Lead lined (specify components inside, outside and/or latch tube)
Tactile Warning Options	75-	Tactile Warning - Handicap warning milled on backside of inside lever
	76-	Tactile Warning - Handicap warning milled on backside of outside lever
	77-	Tactile Warning - Handicap warning milled on backside of both levers
	85-	Tactile Warning - Abrasive coating on inside lever
	86-	Tactile Warning - Abrasive coating on outside lever
	87-	Tactile Warning - Abrasive coating on both levers
Freewheeling Trim	FW-	Freewheeling locking levers (G, L, B, P, Y levers only)
Finish Protection	SG-	MicroShield antimicrobial clear powder coat (Not available with 10B Finish)
Request to Exit	RX-	Request to exit - Monitors inside lever rotation (available with functions: 04, 05, 15, 37, 70 & 71)
Box Strike	WBS-	Wrought Box Strike

Cylinder Options:

Conventional Cylinder	-	SARGENT Conventional Cylinders supplied Standard (Nomenclature not required)
Degree Key System	DG1-	SARGENT Degree Key System Level 1
	DG1-21	Degree Level 1 Construction Master Keying
	DG1-65	Degree Level 1 Unassembled/Uncombined Core
	DG2-	SARGENT Degree Key System Level 2
	DG2-21	Degree Level 2 Construction Master Keying
	DG2-65	Degree Level 2 Unassembled/Uncombined Core
	DG3-	SARGENT Degree Key System Level 3
Signature Key System	DG3-21-	Degree Level 3 Construction Master Keying
	10-*	SARGENT Signature Key System
Signature: Large Format Interchangeable Core (Removable Core)	10-21-*	SARGENT Signature Construction Key System (Lost Ball)
	10-63-*	SARGENT Signature LFIC (Removable Core) Cylinder

Note: Cylinder Options continued on the following page
* Options not available with 10G50

Cylinder Options

10 Line Cylindrical Lever Locks



Cylinder Options:

XC- Key System	11-*	XC Key System (not available with other Key Systems, unless specified)
	11-21-*	XC- Construction Key System (Lost Ball)
XC- Large Format Interchangeable Core (Removable Core)	11-60-*	Lock to accept XC- Permanent LFIC (Removable Core), Disposable plastic Core- provided
	11-63-*	Lock provided with XC- LFIC (Removable Core) Cylinder – (includes masterkeying, grand masterkeying)
	11-64-*	Lock provided with Keyed construction core to accept XC- LFIC (Removable) Permanent Core (ordered separately)
XC- Small Format Interchangeable Cores	11-70-7P-*	Lock to accept XC- SFIC (7 Pin) XC- Permanent Cores, plastic disposable core provided (G, L, B, P, Y levers only)
	11-72-7P-*	Lock to accept XC- SFIC (7-pin Keyed Construction Core provided) cylinder Permanent Core ordered separately (G, L, B, P, Y levers only)
	11-73-7P-*	Lock supplied with XC- Small Format 7-Pin interchangeable core (includes masterkeying, grand masterkeying) (G, L, B, P, Y levers only)
	11-65-73-7P-*	Lock provided to accept XC- Uncombined 7-Pin SFIC (Permanent) Core - (packed loose) (G, L, B, P, Y levers only)
Construction Key Systems	21-*	SARGENT Lost Ball Construction Keying for Conventional, XC and Signature Series (N/A with 63- or 73-)
	22-*	SARGENT Construction Split Key System for Conventional Cylinders (existing systems only) (N/A with 10-, 11-, 63- or 73-)
Large Format Interchangeable Core (Removable Core)	60-*	Lock to accept SARGENT Permanent LFIC (Removable Core), Disposable plastic Core provided (Permanent Cores ordered separately)
	63-*	Lock provided with LFIC (Removable Core) Cylinder - (Includes masterkeying, grand masterkeying)
	64-*	Lock provided with Keyed construction core to accept LFIC (Removable) Permanent Core (ordered separately)
Small Format Interchangeable Cores	70-*	Lock to accept 6- or 7-Pin SFIC Permanent Cores, plastic disposable core provided (G, L, B, P, Y levers only)
	72-*	Lock to accept 6- or 7-Pin SFIC (Keyed Construction Core provided) Cylinder (Permanent Core ordered separately) (G, L, B, P, Y levers only)
	73-*	Lock supplied with 6-Pin SFIC (Includes masterkeying, grand masterkeying) (G, L, B, P, Y levers only)
	65-73-*	Lock provided to accept Uncombined 6-Pin SFIC (Permanent) Core - (packed loose for field keying) (G, L, B, P, Y levers only)
	65-73-7P-*	Lock provided to accept Uncombined 7-Pin SFIC (Permanent) Core - (packed loose for field keying) (G, L, B, P, Y levers only)
	73-7P-*	Lock supplied with Small Format 7-Pin Interchangeable Core (includes masterkeying, grand masterkeying) (G, L, B, P, Y levers only)
Keso & Keso F1	80-*	Lock to accept Keso and Keso F1 cylinders - no cylinders provided (G, L, B, P, Y levers only)
	82-*	Lock provided with SARGENT Keso Security Cylinder (G, L, B, P, Y levers only)
	F1-82-*	Lock provided with SARGENT Keso F1 Security Cylinder (Patented) (G, L, B, P, Y levers only)
Bump Resistant	BR-	Bump Resistant Cylinder (available with Conventional & Conventional XC Cylinders only)
Less Cylinder	LC-	Lock supplied less Cylinder
Schlage Keyways	SC-*	Schlage C keyway cylinder, 0 bitted
	SE-*	Schlage E keyway cylinder, 0 bitted
Accepts Schlage Cylinders	30-*	Lever to accept Schlage Cylinder-Cylinder is not provided
	SF-*	L Lever to accept Medeco KeyMark Large Format Interchangeable and Schlage Full Size Interchangeable Core (supplied less Cylinder, but with tailpiece needed)

* Options not available with 10G50

Note: To order the 10 Line Lock for use with ASSA V-10 (VA & VS) cylinders, specify the Less Cylinder (LC-) option. V-10 cylinders are available from ASSA, Inc. @ 800-235-7482.

How to Order, Packaging, Architectural Specifications

10 Line Cylindrical Lever Locks

SARGENT®

ASSA ABLOY

How to Order

5	10-RX-28-	10G70	G	Y	RH	12VDC	15	Door 3
Quantity	Options*	Lock & Function	Rose	Lever	Hand	Voltage	Finish	Additional Information
	Available Options Pg 7-8 (Note: 28- for 808 ANSI Strike)	Available Functions Pg 3-5	Available Roses G & L	Available Levers B, Y, J, L, P & G	RH, LH, RHR, LHR	12VDC or 24VDC Required Information For 70 & 71 Functions	Available Finishes Pg 6	Such as Item, Heading Number, Door Number, Keyset

* Multiple Options may be selected

Packaging

28-10G05 x LL
4.2 lbs/box (1.9 kg/box)
10 boxes/case

6 Lobe and Spanner Bit Packs

82-3855	6 lobe bit pack 6 bits (Sizes – T8, T9, T10, T15, T20, T25, T27) Requires 9/32" driver
82-3856	Spanner bit pack 5 bits (Sizes – 6, 8, 10, 12, 14) Requires 1/4" driver

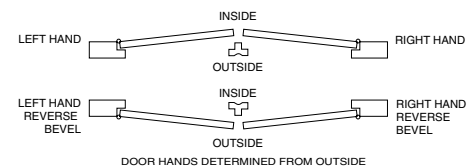
Latches

Part No.	Description (backsets)
10-2000	2-3/4" (70mm) standard (deadlocking latch)
10-2022	2-3/4" (70mm) standard (latch)
10-3186	2-3/8" (60mm) standard (deadlocking latch)
10-3187	2-3/8" (60mm) standard (latch)
10-2053	3-3/4" (95mm) 23 Option (deadlocking latch)
10-2054	3-3/4" (95mm) 23 Option (latch)
10-2058	5" (127mm) 25 Option (deadlocking latch)
10-2057	5" (127mm) 25 Option (latch)

Suggested Architectural Specifications - 2.0 Cylindrical Locks

- A. Locks shall be 10 Line as manufactured by SARGENT Manufacturing Company, New Haven, CT.
- B. Locks shall exceed the requirements of ANSI/BHMA A156.2 Series 4000, Grade 1 with all standard trims, as follows:
 1. Cycle Test: Exceeds 5 times A156.2 Grade 1 requirements
 2. Abusive Locked Lever Torque – without entry gained: Exceeds 1.5 times A156.2 Grade 1 requirements
- C. Locks shall be non-handed with bi-directional lever operation, except the "G" and "Y" lever designs.
- D. Through-bolt mounting shall be adaptable to fit a variety of standard cylindrical lock preps.
- E. Locks shall comply with UL10C and UBC 7-2 positive pressure requirements.
- F. Locks required for fire doors shall be listed by Underwriters Laboratories for ratings of 3 hours (A label) and less, for doors up to 4'0" (1.2m) x 10'0" (3.0m) and pairs of doors 8'0" (2.4m) x 10'0" (3.0m).
- G. Lock levers shall be made of solid material.
- H. Lock shall be available in a minimum of six different lever designs.
- I. Locks shall have a 2-3/4" (70mm) backset standard.
- J. Strikes shall be non-handed with a curved lip. Provide wrought boxes with strikes.
- K. Locks shall have brass 6-Pin cylinder standard.
- L. Provide two nickel silver keys with each lock.
- J. Locks shall have a seven year limited warranty.

Hand



Windstorm Certifications: UL Listed & Florida Building Codes

10 Line Cylindrical Lever Locks



SARGENT Manufacturing offers a wide variety of products that meet building codes requiring hurricane, windstorm and FEMA certifications. SARGENT products are tested to meet the requirements of the most severe building codes as specified by the Florida Building Code, Miami Dade Code Requirements and in the International Building Code. Listed below are certifications and the standards met by these products.

UL Listed:

ANSI/SDI-BHMA A250.13	"Testing and Rating of Severe Windstorm Resistant Components for Swinging Door Assemblies."
ANSI/ASTM E330-2002	"Standard Test Method for Structural Performance of Exterior Windows, Doors, Skylights and Curtain Walls by Uniform Static Air Pressure Difference"
ANSI/ASTM E1886-2005	"Standard Test Method for Performance of Exterior Windows, Curtain Walls, Doors, and Impact Protective Systems Impacted by Missile(s) and Exposed to Cyclic Pressure Differentials"
ASTM E1996-2009	"Standard Specification for Performance of Exterior Windows, Curtain Walls, Doors and Impact Protective Systems Impacted by Windborne Debris in Hurricanes"
(TAS) 201-1994	"Impact Test Procedures"*
(TAS) 202-1994	"Standard Test Method for Structural Performance of Exterior Windows, Doors, Skylights and Curtain Walls by Uniform Static Air Pressure Difference"
ANSI/ASTM E1886-2005	"Criteria for Testing Impact and Non Impact Resistant Building Envelope Components Using Uniform Static Air Pressure"*
(TAS) 203-1994	"Criteria for Testing Products Subject to Cyclic Wind Pressure Loading"*

* published in the "Florida Building Code"

UL Certification Directory ZHEM.R21744 Latching Hardware

	10 Line	10 Line & 480 Deadbolt
Door Size	Single in swing 3'-0" x 7'-0"	Single in swing 3'-0" x 7'-0"
Design Pressure	+/-60 psf	+/-70 psf
Impact	350 ft-lbs	350 ft-lbs
Latch Strength	630 lbf	735 lbf

UL Certification Directory ZHLL.R21744 Windstorm-rated Assemblies

	10 Line (Assembly # 8)	
Door Size	3'-0" x 7'-0" 14 gauge	
Test Method	FEMA 320	ICC
Ratings	197 psf Static Load	15-lb lumber 2x4 Missile Impact

UL Certification Directory ZHLL.R21744 Windstorm-rated Assemblies

	10 Line (Assembly # 12)	10 Line with 480 Deadbolt (Assembly # 12)
Door Size	Single Door 3'-0" x 7'-0" 18 gauge	Pair of Doors 8'-0" x 8'-0" 16 gauge
Standard	TAS-201-94, TAS-202-94, TAS-203-94	TAS-201-94, TAS-202-94, TAS-203-94
Rating	Static Load - 72 psf Large missile impact - 100 mph	Static Load - 50 psf Large missile impact - 100 mph

Copyright © 2004-2009, 2011, Sargent Manufacturing Company, an ASSA ABLOY Group company. All rights reserved. Reproduction in whole or in part without the express written permission of Sargent Manufacturing Company is prohibited.

90144-C 08/01/11

Windstorm Certifications: UL Listed & Florida Building Codes

10 Line Cylindrical Lever Locks



Listed on Florida Building Code Website: FL4351-R1

Design Pressure:	+/-60 psf
Doors	Outswing 3'-0" x 7'-0"
Qualified for Large Missile Impact	Yes
Impact Rating	350 ft-lbs
Tested as a component of an approved assembly.	
To be used in HVHZ as part of a tested assembly.	

Listed on Florida Building Code Website: FL6728-R1

	10 Line**	10 Line & 480 Deadbolt***
Approved for use in HVHZ:	Yes	Yes
Approved for use outside HVHZ:	Yes	Yes
Impact Resistant:	Yes	Yes
Design Pressure:	+60/-60	+70/-70

** Within HVHZ to be used as part of an approved or HVHZ Door Assembly; Single In Swing/Outswing

*** Within HVHZ to be used as part of an approved for HVHZ door assembly; Single Inswing/Outswing Deadbolt engaged

SARGENT Manufacturing Company
100 Sargent Drive, New Haven, CT 06511 USA
800-727-5477 • www.sargentlock.com

Founded in the early 1800s, SARGENT[®] is a market leader in locksets, cylinders, door closers, exit devices, electro-mechanical products and access control systems for new construction, renovation, and replacement applications. The company's customer base includes commercial construction, institutional, and industrial markets.

Copyright © 2004-2009, 2011, Sargent Manufacturing Company, an ASSA ABLOY Group company. All rights reserved. Reproduction in whole or in part without the express written permission of Sargent Manufacturing Company is prohibited.

ASSA ABLOY is the global leader in door opening solutions, dedicated to satisfying end-user needs for security, safety and convenience.